



MUTCD

(Manual on Uniform Traffic Control Devices)

Signs

Phone: (913) 250-2692

Email: KDOC_KCI_Sales@ks.gov

MUTCD-Compliant Signs – Built for Safety, Designed for Performance

MUTCD signs are traffic control signage manufactured in accordance with the Manual on Uniform Traffic Control Devices (MUTCD) — the national standard established by the Federal Highway Administration (FHWA). These standards ensure uniformity, clarity, and consistency on roadways across the United States.

Our MUTCD-compliant signs combine strict regulatory adherence with superior durability and visibility. Produced to precise specifications for size, color, and retroreflectivity, they provide reliable performance in all traffic conditions. From regulatory and warning signs to guide and temporary traffic control signage, our solutions help keep roadways safe, projects compliant, and traffic moving efficiently.

We deliver dependable signage you can trust — built to meet standards and built to last. Our signs have a 10 year warranty for reflectivity and are manufactured to KDOT specifications for the hole pattern to allow easy in field mounting.

Complete MUTCD Sign Solutions for Every Application

From everyday roadway control to complex work zones, our full line of MUTCD-compliant signs covers every major category required to keep traffic safe and projects compliant.

Regulatory Signs clearly communicate traffic laws and restrictions, helping maintain order and reduce liability.

Warning Signs alert drivers to upcoming hazards, improving reaction time and roadway safety.

Guide Signs provide clear directional and informational guidance to keep traffic flowing smoothly and efficiently.

Temporary Traffic Control Signs ensure safe navigation through construction zones and short-term projects.

Whether you're outfitting a municipality or managing a construction project, we provide reliable, compliant signage solutions for every roadway need.

Featured here are our most popular sign applications, with more options available to meet your specific needs.

Questions or need help ordering?

You can reach us by phone at: (913) 250-2692
And by email at: KDOC_KCI_Sales@ks.gov

Regulatory Signs



R1-1



R1-2



R1-3



R1-4



R2-1



R2-4a



R3-1



R3-2



R3-4



R3-5R

A note to those new to MUTCD world:

Many of the signs have place holder text, such as XX for the required digits on the sign.

NOTE:
Signs are not to scale.

Regulatory Signs



R3-6L



R3-7L



R3-8



R3-8a



R3-8b




KR3-8cL



KR3-8d



KR3-8e



KR3-8f



KR3-8g



KR3-8h



KR3-8j




KR3-8k



KR3-8m



R3-9b



KR4-3a



R4-7



R4-8



R5-1



R5-1a



R5-2



KR5-10



KR5-11

NOTE:
Signs are not to scale.

Regulatory Signs



KR5-13R



KR5-15



KR5-16



R6-1R



R6-3



R6-3a



KR7-1



R7-8



KR8-1



R8-7



R8-8



KR8-20



R9-3a



R9-4a



R10-6



R10-7



R10-10R



R10-11a



R10-12



R11-1



R12-1



R12-2



R12-4



R12-5



KR-12-5a

NOTE:
Signs are not to scale.

Regulatory Signs



KR13-1R



KR13-2



KR13-4



R15-3



KR16-1



KR16-1a

A note to those new to MUTCD world:

Many of the signs have place holder text, such as XX for the required digits on the sign.

NOTE:
Signs are not to scale.

Warning Signs and Object Markers



W1-1R



W1-2R



W1-3R



W1-4R



W1-5R



W1-6



W1-7



W1-8



W1-10R



W2-1



W2-2



W2-3R

NOTE:
Signs are not to scale.

Warning Signs and Object Markers



W2-3L



W2-6



W3-1



W3-2



W3-3



W3-4



W3-5



W4-1R



W4-2R



W4-3L



W4-4p



KW4-9R



W5-2



W6-1



W6-2



W6-3



W7-1



W7-3

NOTE:
Signs are not to scale.

Warning Signs and Object Markers



KW7-3a



W7-3a



W8-1



W8-2



W8-3



W8-4



W8-6



KW8-20



W9-1R



W9-2R



KW9-2R



W10-1



W10-1a



W10-2



W10-3



W10-4R



W10-15



W11-1



W11-2



W11-3



W11-7



W11-5



W11-7

NOTE:
Signs are not to scale.

Warning Signs and Object Markers



W11-8



W11-10



W11-11



W11-14



W12-1



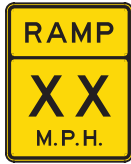
W12-2



W12-2p



W13-1



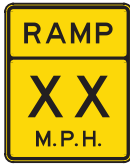
W13-3

A note to those new to MUTCD world:

Many of the signs have place holder text, such as XX for the required digits on the sign.

NOTE:
Signs are not to scale.

Warning Signs and Object Markers



W13-3



W14-1



W14-2



W14-3



W16-2



W16-3



W16-4



W16-7pR



W16-9p



KW16-12p



OM1-3



OM2-2V



OM-3R



OM4-3

A note to those new to MUTCD world:

Many of the signs have place holder text, such as XX for the required digits on the sign.

NOTE:
Signs are not to scale.

Guide Signs and Reference Markers

| | Standard | Expressway | Interchanges |
|--------|----------|------------|--------------|
| D1-1 | | | |
| D1-1a | | | |
| KD1-1b | | | |
| D1-2 | | | |
| D1-2a | | | |

A note to those new to MUTCD world:

Many of the signs have place holder text, such as "Town", "Burrough" or "Village".

NOTE:
Signs are not to scale.

Guide Signs and Reference Markers



D1-2a



KD1-2b
(conv)



D1-3



D1-3a



KD1-3b
(conv)



KD1-4
(exp)



KD1-4a
(conv)



D2-1

A note to those new to MUTCD world:

Many of the signs have place holder text, such as "Town", "Burrough" or "Village".

NOTE:
Signs are not to scale.

Guide Signs and Reference Markers



D2-2



D2-3



D3-2



KD4-5



KD4-6



KD5-1



KD5-1bL



KD5-1c



KD5-1d



KD5-2R



KD5-2aL



KD5-2bR



D5-5a



KD5-6



KD5-6a



KD5-6b



KD6-1R



KD6-2 (std)



KD6-2a

A note to those new to MUTCD world:

Many of the signs have place holder text, such as XX for the required digits on the sign.

NOTE:
Signs are not to scale.

Guide Signs and Reference Markers



KD6-3L



KD7-1



KD7-2L



KD7-2aR

A note to those new to MUTCD world:

Many of the signs have place holder text, such as X for the required digits on the sign.

NOTE:
Signs are not to scale.

Guide Signs and Reference Markers



KD7-2aL



KD7-3



KD7-4



KD8-1



KD8-1a



KD8-2



KD8-2a



KD8-3



KD8-3a



KD9-0



KD9-0a



KD9-0B



D9-1



D9-2



D9-3



D9-3a



D9-6

A note to those new to MUTCD world:

Many of the signs have place holder text, such as X for the required digits on the sign.

NOTE:
Signs are not to scale.

Guide Signs and Reference Markers



D9-7



D9-8



D9-9



D9-10



KD9-10p



D9-11



D9-11a



D9-12



D9-15



KD9-17



KD9-18



KD9-19



D10-1



D10-2



D10-3



KD10-7



KD10-8



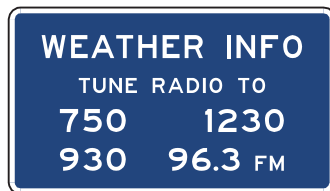
KD10-9



KD10-10



D11-1



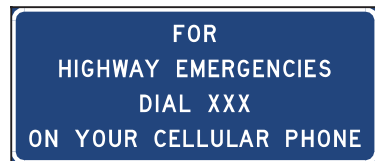
D12-1



D12-2



KD12-3



KD12-4



KD12-5

NOTE:
Signs are not to scale.

Guide Signs and Reference Markers



NOTE:
Signs are not to scale.

Guide Signs and Reference Markers



KI-3



I-5



I-6



I-7



KI-12R



KI-12aR



KI-13



KI-13a



KI-16



KI-20



KI-2



KI-22



KI-23



KI-29L



KI-30L



KI-50



KI-51



KI-53



KI-54



KI-55



KI-56



KI-5



KI-59



KI-60

NOTE:
Signs are not to scale.

Guide Signs and Reference Markers



KI-63R



KI-64



KI-66



KI-67



KI-70



KI-71R



KI-76



KI-77



KI-78



KI-84



KI-91



KI-92



KI-93



KI-94



KI-95a



KI-96



KI-97



KI-98



KI-101



KI-102



KI-103



KI-104



KI-105



KI-106



KI-107



M1-1

NOTE:
Signs are not to scale.

Guide Signs and Reference Markers



M1-4



M1-5



M1-10



KM1-17



KM1-18



KM1-19



KM1-23



M2-1



KM2-2a



M3-1



M3-2



M3-3



M3-4



M4-1a



M4-2



M4-3



KM4-3a



M4-4



M4-5



M4-6

A note to those new to MUTCD world:

Many of the signs have place holder text, such as XX for the required digits on the sign.

NOTE:
Signs are not to scale.

Guide Signs and Reference Markers



KM4-21



KM4-22



KM4-23



KM4-24



KM4-25



KM4-26



KM4-27



KM4-28



M5-1R



M5-2R



M6-1



M6-2R

A note to those new to MUTCD world:

Many of the signs have place holder text, such as XX for the required digits on the sign.

NOTE:
Signs are not to scale.

Guide Signs and Reference Markers



M6-2L



M6-3



M6-4



M6-5R



M6-6R



M6-7R



KRM0



KRM1



KRM2



KRM3



KRM4



KRM5



KRM6



KRM7



KRM8

NOTE:
Signs are not to scale.

Traffic Control Signs




R4-1



R4-2



R11-2



R11-3a



R11-3b



R11-4



W(O)1-4



W(O)1-6



W(O)1-7



W(O)1-8



W(O)3-1



W(O)3-2



W(O)3-4



W(O)3-5



W(O)4-2



W(O)5-1



W(O)5-2



W(O)5-3



W(O)6-1



W(O)6-2



W(O)6-3



W(O)7-3a



W(O)8-3



W(O)8-1



W(O)8-2



W(O)8-4



W(O)8-5



W(O)8-6



W(O)8-7



W(O)8-8



W(O)8-9



W(O)8-9a



W(O)8-11



W(O)9-1R



W(O)9-2R



W9-3

NOTE:
Signs are not to scale.

Traffic Control Signs



W(O)12-1



W(O)12-2



W(O)13-1



W(O)14-3



W16-2a



W20-1



W20-2



W20-3



W20-4



W20-5R

A note to those new to MUTCD world:

Many of the signs have place holder text, such as XX for the required digits on the sign.

NOTE:
Signs are not to scale.

Traffic Control Signs



W20-5a



W20-7a



W21-1



W21-3



KW21-3a



W21-5



W21-5a



W21-5b



W21-6



FP



KW30-1



KG20-2



G20-4



KG20-5



E5-2



E5-2a



M4-8



M4-8a



M4-8b



M4-9R



M4-10R



KM4-20

NOTE:
Signs are not to scale.

School Signs



S1-1



S3-1



KS3-2



KS3-3



KS4-1



S4-5

A note to those new to MUTCD world:

Many of the signs have place holder text, such as XX for the required digits on the sign.

NOTE:
Signs are not to scale.

Delineators and Decals

| DELINEATORS and DECALS | | | |
|-------------------------------|---|----------------|-------|
| Sign No | Description | Size | Use |
| KG1 | Delineator (white) (aluminum) | 3"x8" | Std |
| KG2 | Delineator (yellow) (aluminum) | 3"x8" | Std |
| KDC1-0 | Figure No. 0 | 1-1/4"x2" | Decal |
| KDC1-1 | Figure No. 1 | 3/4"x2" | Decal |
| KDC1-2 | Figure No. 2 | 1-1/4"x2" | Decal |
| KDC1-3 | Figure No. 3 | 1-1/4"x2" | Decal |
| KDC1-4 | Figure No. 4 | 1-1/4"x2" | Decal |
| KDC1-5 | Figure No. 5 | 1-1/4"x2" | Decal |
| KDC1-6 | Figure No. 6 or 9 | 1-1/4"x2" | Decal |
| KDC1-7 | Figure No. 7 | 1-1/4"x2" | Decal |
| KDC1-8 | Figure No. 8 | 1-1/4"x2" | Decal |
| KDC-2 | Seal of Kansas | 4" dia | Decal |
| KDC-3 | Dash (-) | 1/2"x1/4" | Decal |
| KDC-4 | Date Sticker | 3-3/8"x1-5/8" | Decal |
| KDC-5 | KDOT Seal | 12" dia | Decal |
| KDC-5 | KDOT Seal | 4" dia | Decal |
| KDC-6 | KDOT Seal (cutout) | 18" dia | Decal |
| KDC-7 | MEN | 8"x2-1/2" | Decal |
| KDC-8 | WOMEN | 9-5/8"x2-1/2" | Decal |
| KDC-9 | DRINKING WATER (water coolers) | 18"x2-1/2" | Decal |
| KDC-10 | HYDRAULIC FLUID | 18"x2-1/2" | Decal |
| KDC-11 | UNLEADED | 12"x2-1/2" | Decal |
| KDC-12 | GASOLINE | 12-1/2"x2" | Decal |
| KDC-13 | DIESEL | 9-1/2"x2" | Decal |
| KDC-14 | SEAT BELTS MUST BE FASTENED | 5"x1-1/2" | Decal |
| KDC-15 | WARNING - TURBO-CHARGED ENGINE IDLE 3 TO 5 MIN PRIOR TO SHUTDOWN | 5-1/2"x1-1/2" | Decal |
| KDC-16 | NO SMOKING | 12"x4" | Decal |
| KDC-17 | FLAMMABLE | 19-1/4"x3-1/2" | Decal |
| KDC-18 | RADIOACTIVE MATERIAL | 5"x6" | Decal |
| KDC-19 | WARNING KEEP MOWERS OFF SLOPES | 5"x5" | Decal |
| KDC-20 | CAUTION STAY BACK 100 FT | 15"x12" | Decal |
| KDC-21 | KEEP KANSAS CLEAN | 44"x22-1/2" | Decal |
| KDC-22 | FIRE EXTINGUISHER | 14"x10-1/2" | Decal |